

HOME LINK
5•8

Symmetry Hunt

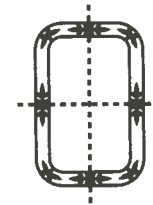
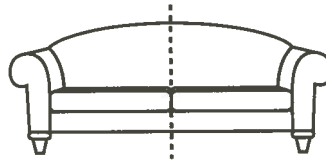
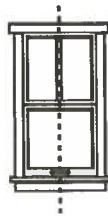
**Family Note**

In this lesson, your child has been determining whether shapes are symmetrical. A shape has *symmetry* if it has two halves that look alike but face in opposite directions. A *line of symmetry* divides the shape into two matching parts. Lines of symmetry are shown in the objects below. Help your child find other objects that are symmetrical. Remember that some shapes, such as the mirror below, may be symmetrical in more than one way.

Please return this Home Link to school tomorrow.



1. Ask someone to help you make a list of things at home that have symmetry. For example, you might list a window, a sofa, or a mirror.



My list: _____

2. Draw a picture of one thing on your list. Draw as many lines of symmetry as you can.

3. If you find pictures in books or magazines that show symmetry, bring them to school.

Practice

4. $4 + 8 =$ _____

5. $6 + 9 =$ _____

6. $8 + 8 =$ _____

7. $8 - 5 =$ _____

8. $9 - 4 =$ _____

9. $7 - 4 =$ _____