

HOME LINK
3•3

Times of Day


Family Note

Your child has been learning how to tell time by writing times shown on an analog clock (a clock with an hour hand and a minute hand) and by setting the hands on an analog clock to show a specific time. To complete the exercises on this page, your child will need a paper clock or a real clock with an hour hand and a minute hand. You can make a clock from *Math Masters*, page 61. Ask your child to show you other times on his or her clock.

Please return this Home Link to school tomorrow.



- 1.** Use your clock to show someone at home the time you do the following activities. Write the time under each activity.

Eat dinner

____:____

Go to bed

____:____

Get up

____:____

Eat lunch

____:____

Write the time.

2.




____:____

3.




____:____

4.



____:____

5.




____:____

Times of Day *continued*


Draw the hands to match the time.

6.




4:00

7.




9:30

8.



12:45

9.



10:15

Practice

10.
$$\begin{array}{r} 7 \\ + 6 \\ \hline \end{array}$$

11. $7 + 9 = \underline{\quad}$

12. $11 - 5 = \underline{\quad}$

13.
$$\begin{array}{r} 16 \\ - 8 \\ \hline \end{array}$$