

HOME LINK
4•3

Reading a Thermometer


Family Note

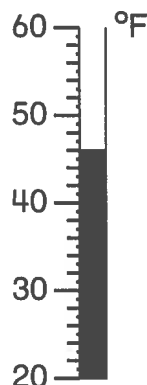
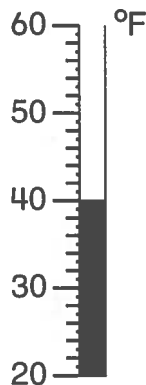
In today's lesson, your child read temperatures on a real thermometer and on a thermometer pictured on a poster. The thermometers on this page show three different-size degree marks. The longest marks show 10-degree intervals, the medium-size marks show even-number degree intervals, and the shortest marks show odd-number degree intervals.

Help your child find the temperature shown by each thermometer by starting at a degree mark showing tens, counting the medium-size marks by 2s, and, if the temperature is at a short mark, counting 1 more.

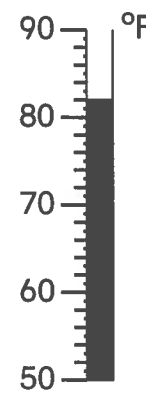
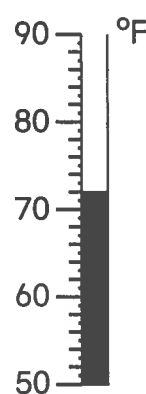
Please return this Home Link to school tomorrow.

Circle the thermometer that shows the correct temperature.

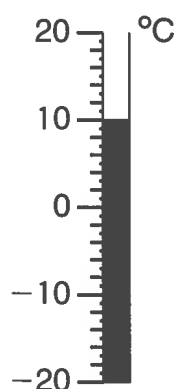
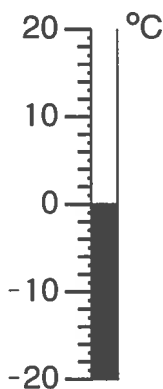
1. 40°F



2. 82°F



3. 10°C


Practice

4. a. $6 + 8 = \underline{\quad}$

b. $7 + 6 = \underline{\quad}$

c. $9 + \underline{\quad} = 15$

d. $\underline{\quad} = 8 + 7$