

**HOME LINK**  
**8•5**

# Fractions of Regions



**Family Note**

In today's lesson, your child played a game in which he or she matched pictures of equivalent fractions. Stress the idea to your child that equivalent fractions show different ways to name a fractional part of a whole.


*Please return this Home Link to school tomorrow.*




1. Circle the pictures that show  $\frac{1}{2}$  of the rectangle shaded.



2. Circle the pictures that show  $\frac{3}{4}$  of the rectangle shaded.



3. Circle the pictures that show  $\frac{2}{3}$  of the rectangle shaded.


**Practice**

Add.

4. 
$$\begin{array}{r} 36 \\ + 48 \\ \hline \end{array}$$

5. 
$$\begin{array}{r} 76 \\ + 57 \\ \hline \end{array}$$

**Unit**