

**Place Value****Family Note**

In this lesson, your child has been studying place value, or the value of digits in numbers. Listen as your child reads the numbers in Problems 1–6. You might ask your child to pick a few of the numbers and tell you the place value of each of the digits. For example, in 462, the value of 4 is 400, the value of 6 is 60, and the value of 2 is 2.

*Please return this Home Link to school tomorrow.*



- In each number:
- ◆ Circle the digit in the hundreds place.
  - ◆ Underline the digit in the thousands place.

**Example:** 9 ③ 4 2

1. 4 6 2

2. 1 , 3 2 6

3. 5 , 0 0 6

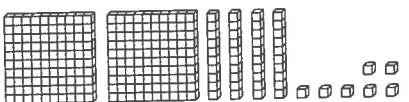
4. 8 6 9

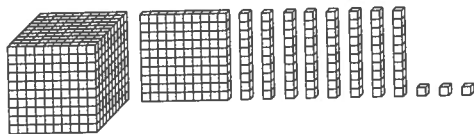
5. 2 , 3 0 4

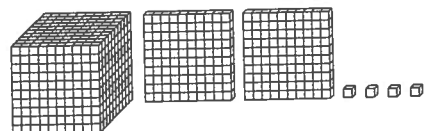
6. 4 , 5 6 7

7. Read the numbers in Problems 1–6 to someone at home.

Write the numbers represented by the base-10 blocks.

8.  = 247

9.  = \_\_\_\_\_

10.  = \_\_\_\_\_

**Practice**

Solve.

11.  $134 + 24 =$  \_\_\_\_\_

12.  $152 + 36 =$  \_\_\_\_\_

13.  $67 - 38 =$  \_\_\_\_\_