

×, ÷ Fact Triangles

Family Note **Fact Triangles** are tools for building mental arithmetic skills. You might think of them as the *Everyday Mathematics* version of the flash cards that you may remember from grade school. Fact Triangles, however, are more effective for helping children memorize facts because they emphasize fact families.

A **fact family** is a collection of related facts made from the same three numbers. For the numbers 4, 6, and 24, the multiplication/division fact family consists of $4 \times 6 = 24$, $6 \times 4 = 24$, $24 \div 6 = 4$, and $24 \div 4 = 6$.

Please help your child cut out the Fact Triangles attached to this letter.

To use Fact Triangles to practice multiplication with your child, cover the number next to the dot with your thumb. The number you have covered is the product.

Your child uses the numbers that are showing to tell you one or two multiplication facts:
 $3 \times 5 = 15$ or $5 \times 3 = 15$.

To practice division, use your thumb to cover a number without a dot.

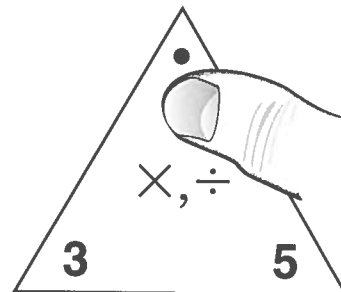
Your child uses the numbers that are showing to tell you the division fact $15 \div 5 = 3$.

Now cover the other number without a dot. Your child tells you the other division fact, $15 \div 3 = 5$.

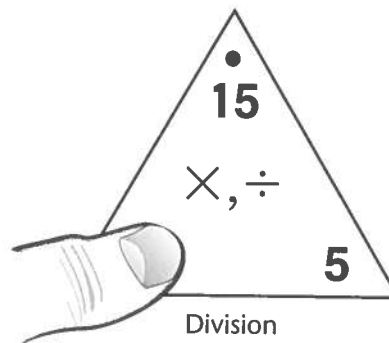
If your child misses a fact, flash the other two fact problems on the card and then return to the fact that was missed.

Example: Your child can't answer $15 \div 3$. Flash 3×5 , then $15 \div 5$, and finally $15 \div 3$ a second time.

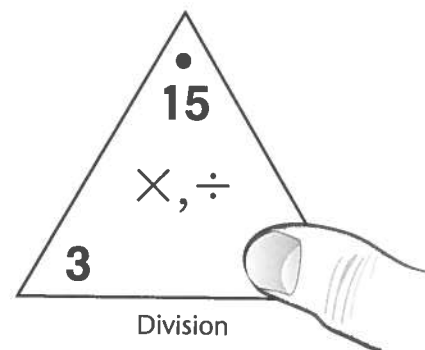
Make this activity brief and fun. Spend about 10 minutes each night. The work you do at home will support the work your child is doing at school.



Multiplication



Division



Division



HOME LINK
11·8**×, ÷ Fact Triangles** *continued*

Cut out the Fact Triangles. Show someone at home how you can use them to practice multiplication and division facts.

